


Empower Yourself: The Ultimate Guide to Building an Affordable and Quality Survival Vehicle



Bug Out Vehicle: A Step-By-Step Guide On How To Build An Affordable and Quality Survival Vehicle To Evacuate Your Home In An Emergency Disaster

Scenario by Ronald Williams

★★★★☆ 4 out of 5

Language : English
File size : 335 KB
Text-to-Speech : Enabled
Screen Reader : Supported
Enhanced typesetting : Enabled
Word Wise : Enabled
Print length : 37 pages
Lending : Enabled



In the face of unforeseen events, having a reliable and well-equipped survival vehicle can make all the difference. Whether it's a natural disaster, a civil disturbance, or an economic collapse, having a vehicle that can keep you safe and mobile is crucial.

While survival vehicles can be expensive, it's possible to build an affordable and quality one with the right knowledge and guidance. This comprehensive guide will walk you through every step of the process, from selecting the right vehicle to outfitting it with essential gear.

Chapter 1: Selecting the Right Vehicle

The first step is choosing the ideal vehicle for your survival needs. Consider factors such as:

- **Reliability:** Opt for a vehicle with a proven track record and minimal maintenance requirements.
- **Off-Road Capabilities:** If you anticipate navigating rough terrain, choose a vehicle with four-wheel drive and high ground clearance.
- **Payload Capacity:** Ensure your vehicle can accommodate the necessary supplies, including food, water, tools, and shelter.
- **Fuel Efficiency:** Consider the fuel economy of the vehicle, as it can significantly impact your long-term survival.

Chapter 2: Building Your Survival Kit

Every survival vehicle needs a well-stocked emergency kit. Your kit should include:

- **Water:** At least one gallon per person per day for several days.
- **Food:** Non-perishable foods with a long shelf life, such as canned goods, energy bars, and dehydrated meals.
- **First Aid Kit:** Antiseptic wipes, bandages, gauze, pain relievers, and a basic medical manual.
- **Tools:** Multi-tool, knife, axe, pliers, flashlight, and batteries.
- **Shelter:** Tent, tarp, and sleeping bags.

- **Hygienic Supplies:** Toilet paper, soap, hand sanitizer, and feminine hygiene products (if applicable).
- **Documentation:** Copies of important documents (passports, identification cards, insurance cards, etc.), cash, and a map of the area.

Chapter 3: Vehicle Modifications and Upgrades

To enhance the capabilities of your survival vehicle, consider these modifications:

- **Roof Rack:** Install a roof rack to store additional supplies, such as fuel cans, water containers, and cargo boxes.
- **Winch:** A winch can help you navigate challenging terrain and recover the vehicle if it becomes stuck.
- **Spare Tire and Jack:** Carry a spare tire and jack for emergency repairs.
- **Auxiliary Fuel Tank:** Increase your fuel capacity with an auxiliary fuel tank.
- **CB Radio:** A CB radio allows you to communicate with other vehicles in the event of an emergency.

Chapter 4: Maintaining Your Survival Vehicle

Regular maintenance is crucial for the reliability of your survival vehicle. Perform the following tasks periodically:

- **Inspections:** Inspect the vehicle regularly for any signs of damage or wear.

- **Oil Changes:** Follow the manufacturer's recommended oil change intervals.
- **Tire Rotations:** Rotate the tires regularly to ensure even wear.
- **Battery Maintenance:** Check the battery's terminals and connections and replace it if necessary.
- **Brake Inspection:** Inspect the brake pads and rotors regularly.


Chapter 5: Training and Education

To maximize the effectiveness of your survival vehicle, it's essential to develop the necessary skills. Consider participating in:

- **Off-Road Driving Courses:** Learn techniques for navigating rough terrain safely.
- **First Aid and CPR:** Acquire knowledge in emergency medical care.
- **Survival Skills Courses:** Develop skills for shelter building, fire starting, and water purification.

Building an affordable and quality survival vehicle is a worthwhile investment for your safety and preparedness. By following the steps outlined in this guide, you can equip yourself with the knowledge and skills to navigate unexpected challenges. Remember, a well-prepared survival vehicle can provide you with peace of mind and a sense of empowerment in uncertain times.

Bug Out Vehicle: A Step-By-Step Guide On How To Build An Affordable and Quality Survival Vehicle To




Evacuate Your Home In An Emergency Disaster

Scenario by Ronald Williams


★★★★☆ 4 out of 5

Language : English
File size : 335 KB
Text-to-Speech : Enabled
Screen Reader : Supported
Enhanced typesetting : Enabled
Word Wise : Enabled
Print length : 37 pages
Lending : Enabled



The First Woman To Sail Solo Across The World's Largest Ocean Outdoor Lives

Krystyna Chojnowska-Liskiewicz is a Polish sailor who became the first woman to sail solo across the world's largest ocean, the Pacific Ocean. Her...



Three Walking: An Immersive Journey into the Heart of Human Experience

Immerse yourself in the enchanting world of "Three Walking" by Nikia Chaney, a captivating novel that transports you through time and space, delving into the...